


Pivot Door

**Hingeless design
for a clean connection**



Interactive 3D Model

Click to experience an assembly model.



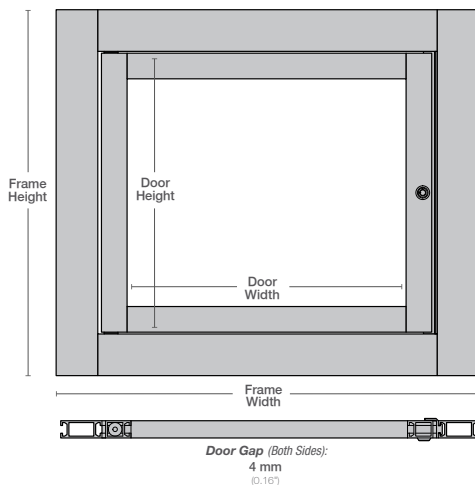
LEGEND

- A** **Insert Block**
With DIN7991 M4x10 Screw
- B** **PS23**
With DIN916 M5x10 Screw
- C** **DIN916 M5 x 30 Screw**
- D** **Small Door Frame**
PH1028 Shown
- E** **M5 Nylon Washer**

Pivot hinges create seamless, integrated door solutions for use in counters, cabinets, and more.

PIVOT DOOR

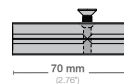
Reference: 830 01



COMPONENTS:

INSERT BLOCK (x2)

Reference: 652 PIV



PS23 (x2)

Reference: 221 23 01

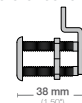


M5 WASHER (x4)



DOOR LOCK

Reference: 920 01



DOOR STOP, SMALL

Reference: 150



DIN916 M5 X 30 (x2)



COMPATIBLE EXTRUSIONS:



PH1028



PH1035



PH1036



6695 Business Parkway 1.410.796.6400 tel 1.410.796.0589 fax www.agam.com
 Elkridge, MD 21075 USA 1.800.645.0854 tel 1.800.348.2426 fax info@agam.com